


# **SINGER**

## **451K1**

# ILLUSTRATED LIST OF PARTS

FOR

## No. 451K1 Machine



\*A Trade Mark of  
THE SINGER MANUFACTURING COMPANY

# INSTRUCTIONS FOR OILING

BEFORE STARTING THE MACHINE, fill reservoir in base to "high" mark. Inspect often enough to keep oil level from going below "low" mark in base.

To ensure easy running and prevent unnecessary wear of the parts which are in movable contact, the machine requires oiling and when in continuous use, "TYPE A" or "TYPE C" OIL sold only by Singer Sewing Machine Company, should be applied at the beginning of each working day to all oil holes marked "OIL".

**"TYPE C" OIL should be used when an oil is desired which will produce a minimum of stain on fabrics, even after a long period of storage**

## INDEX

	Page
Accessories ... ..	11
Bobbin Winder ... ..	11 & 12
Knee Lifter ... ..	12
Machine No. 451K1 ... ..	5
Miscellaneous Parts ... ..	13
Numerical List of Parts ... ..	15
Thread Unwinder... ..	13

From the library of: Diamond Needle Corp

# INSTRUCTIONS FOR ORDERING

In ordering from this List, the prefix and affix letters with the part number **MUST BE** quoted exactly as they are shown in the first column.

A number always indicates the same part in whatever List it may appear, or for whatever machine.


The affix letters (where shown) indicate the style of finish, as follows : -

- A. Hardened, Polished, Nickel Plated and Buffed.
- A.A. Buffed and Chromium Plated.
- A.B. Hardened, Polished, Buffed and Chromium Plated.
- A.C. Brown Baking Enamel Finish.
- A.D. Grey Baking Enamel Finish.
- A.E. Hardened, Bright Rumbled and Nickel Plated.
- A.F. Hardened, Bright Rumbled and Nickel Plated, Bright Rumbled and Chromium Plated.
- A.J. Polished, Nickel Plated and Chromium Plated
- A.K. Hardened, Polished, Nickel Plated and Chromium Plated.
- A.L. Heat Treated for Toughness.
- B. Polished, Nickel Plated and Buffed.
- C. Hardened only.
- C.R. Hardened and Merlized.
- D. Polished only.
- E. Soft, not Polished.
- F. Hardened and Polished.
- F.J. Hardened, Polished and Nickel Plated.
- G. Bright Rumbled and Nickel Plated.
- H. Blued.
- J. Nickel Plated only.
- K. Hardened and Nickel Plated.
- L. Brass Plated.
- M. Oxidized.
- N. Japanned, Dull.
- P. Japanned, Bright.
- P.P. Wrinkle Finish.
- R. Merlized.
- S. Cadmium Plated.
- T. Copper Plated.
- T.A. Hardened, Polished, Copper and Nickel Plated and Buffed.
- T.B. Copper and Nickel Plated and Polished.
- T.J. Copper and Nickel Plated only.
- T.K. Hardened, Copper and Nickel Plated.
- T.L. Copper and Brass Plated.
- T.M. Copper Plated and Oxidized.
- U. Zinc Plated.
- V. Silver Plated.
- W. Polished and Nickel Plated.
- X. Black Oxide for Iron and Steel.
- X.C. Hardened and Black Oxide for Iron and Steel.
- Y. Black Nickel Plated only.
- Z. Chromium Plated.
- Z.A. Hardened, Polished, Nickel Plated, Buffed and Chromium Plated.
- Z.B. Polished, Nickel Plated, Buffed and Chromium Plated
- Z.C. Hardened and Chromium Plated.
- Z.D. Polished and Chromium Plated.
- Z.G. Bright Rumbled, Nickel Plated, Bright Rumbled and Chromium Plated.
- Z.J. Nickel and Chromium Plated.
- Z.T. Copper and Chromium Plated.

*Parts marked with an asterisk (\*) are furnished only when the repairs are made at Factory.*

# LIST OF PARTS COMPLETE

FOR



MACHINE No. 451K1

SINGLE ROTARY THREAD TAKE-UP.

HIGH SPEED. LOCK STITCH.

SINGLE NEEDLE. SHORT ARM.

FOR STITCHING LIGHT AND MEDIUM WEIGHT FABRICS

No.	Plate	Name
*276001		Arm ... ..
276002	18480	" Cover (back) ... ..
200053h	18480	" " ( " ) Screw (2) ... ..
204235	18480	" Position Pin (2) ... ..
200004e	18480	" Screw (3) ... ..
202005	18480	" " Washer (3) ... ..
*276003	18475	" Shaft ... ..
276004	18475	" " 276003 with 200333c, 200378c, 270005 and 276021 to 276023 ... ..
270004	18475	Arm Shaft Ball Bearing (back) ... ..
270005	18475	" " " " (front) ... ..
270926	18475	" " Connection Belt (reinforced neoprene) ... ..
271127	18475	" " " " Pulley with 200363al, 350492c and two 214206 ... ..

From the library of: Diamond Needle Corp

No.	Plate	Name
350492c	18475	Arm Shaft Connection Belt Pulley Position Screw
200363al	18475	" " " " " Set Screw
214206	18475	" " " " " Spring Flange
276005	18475	Balance Wheel (aluminium alloy casting) for "V" belt (outside diam. of belt groove 2.9 in.) (rim diam. 4 in.) with 350540c and 350541c
276006	18475	Balance Wheel 276005 with 270001
350540c	18475	" " Position Screw
350541c	18475	" " Set Screw
*270008		Bed
270009	18480	" Slide
276007	18479	Face Plate with 276054 and four 200586h
276054	18479	" " Thread Guard
200586h	18479	" " " " Screw
350503h	18479	" " Screw (8)
276008	18477	Feed Bar
270012	18477	" " Centre (2)
200394c	18477	" " " Set Screw
276058	18477	" " Lubricating Felt
52266	18477	" " Slide Block
52267	18477	" " " " 52266 with 125060
*125060	18477	" " " " Stud
52031	2626	" Dog, 19 teeth (22 teeth to the inch) for 52033
50117e	2626	" " Screw (2)
270013	18477	" Driving Connection
270014	18477	" " " 270013 with 270016
270015	18477	" " " Crank with 200040c
200040c	18477	" " " Pinch Screw
200545c	18477	" " " Hinge Screw
201522e	18477	" " " " Nut
270016	18477	" " " Needle Bearing
270017	18476	" " Eccentric
270018	18476	" " " Adjusting Disc
270137	18476	" " " " Spring
276009	18476	" " " " " Collar with 201220c
201220c	18476	" " " " " " Set Screw
240231	18476	" " " Friction Gib
350562xc	18476	" " " " " Adjusting Screw
350562xc	18476	" " " " " " Set Screw
270944	18476	" " Flange with 200333c, 200346c, and four 350562xc
200333c	18476	" " Position Screw
200346c	18476	" " Set Screw
270940	18477	" Rock Shaft with two each 200394c and 270942
270941	18477	" " " " Centre (2)
201254c	18477	" " " " Set Screw (2)
270942	18477	" " " " Insert (nylon)

No.	Plate	Name
270013	18477	Feed Lifting Connection
270014	18477	" " " 270013 with 270016
270015	18477	" " " Crank with 200040c
200040c	18477	" " " Pinch Screw
200545c	18477	" " " Hinge Screw
201522e	18477	" " " " Nut
270016	18477	" " " Needle Bearing
270023	18476	" " Eccentric with 200382c and 201220c
201220c	18476	" " " Position Screw
200382c	18476	" " " Set Screw
270943	18477	" " Rock Shaft with 52267 and two 270942
270941	18477	" " " " Centre (2)
201254c	18477	" " " " Set Screw (2)
270942	18477	" " " " Insert (nylon)
270140	18476	" Regulating Stud
240245	18476	" " Retaining Spring
270026	18476	" " Spring
276011	18478	Knee Lifter Lifting Link
200293c	18478	" " " " Hinge Screw
276015	18480	" " " Rod with 202302
202302	18480	" " " " Cotter Pin
276016	18480	" " " " Spring
227227	18480	" " " " Collar with 200113f
200113f	18480	" " " " " Set Screw
276017	18480	" " Rock Frame
200679f	18480	" " " " Hinge Screw (back)
200272c	18480	" " " " " (front)
270050	18478	Needle Bar with 350445f
270121	18478	" " Bushing (lower)
270261	18478	" " " (upper)
350550al	18478	" " " ( " ) Set Screw
276018	18478	" " Connecting Link
276019	18478	" " " " 276018 with 270266
270055	18478	" " " " Guide Block
200054c	18478	" " " " " Screw (2)
276020	18478	" " " " Hinge Stud
276021	18475	" " " " " Oiling Felt
276022	18475	" " " " " " Flange
276053	18475	" " " " " " Oil Leader Tube
200374c	18475	" " " " " Set Screw
270266	18478	" " " " Needle Bearing
270305	18478	" " " " Thrust Washer
270057	18478	" " " " Stud with 200086c and 202330
202330	18478	" " " " Oil Packing (wick)
200086c	18478	" " " " Pinch Screw
*276023	18475	" " Crank with two 200374c

No.	Plate	Name
200333c	18475	Needle Bar Crank Position Screw ...
200378c	18475	" " " " " Check Screw ...
270058	18478	" " Oiling Felt ...
350445f	18478	" Set Screw ...
276024	18478	Presser Bar with 176x ...
276025	18478	" " Ball, $\frac{7}{32}$ in. diameter ...
276026	18478	" " Bushing ...
276027	18478	" " Lifter ...
350442c	18478	" " " Hinge Screw ...
276028	18478	" " Lifting Releasing Lever Bracket ...
276029	18478	" " Position Guide with 350411c ...
350411c	18478	" " " " Pinch Screw ...
276030	18480	" " Spring ...
350435c	18480	" " " Screw (pressure regulating) ...
350499xc	18480	" " " Stud ...
62527	2626	" Foot Hinge Pin ...
24544	2626	" " Plate ...
24982	2626	" " Shank ...
26231	2626	" " Spring ...
24983	2626	" " (spring hinged) complete, Nos. 24544, 24982, 26231 and 62527
176x	18478	" " Screw ...
276031	18479	Rotary Take-up ...
276032	18479	" " Adjusting Disc ...
276034	18479	" " Clamping Plate ...
200567h	18479	" " " " Screw (2) ...
276035	18479	" " Counterbalance ...
200582h	18479	" " " Screw (2) ...
276036	18479	" " Guard ...
276039	18479	" " " Bracket ...
200031x	18479	" " " " Screw (long) ...
200069x	18479	" " " " " (short) ...
276037	18479	" " " Cover ...
276056	18479	" " " Friction Plate ...
200166h	18479	" " " " " Screw ...
276038	18479	" " " Grill ...
200138d	18479	" " " " " Screw (3) ...
200263xc	18479	" " " " Hinge Screw ...
67425	18479	" " " " " Spring Washer ...
230743c	18479	" " " " " Thrust Washer ...
201071f	18479	" " " " Screw (2) ...
200577a1	18479	" " " Screw (3) ...
276043	18479	" " " Spacer ...
270868	18379	Rotating Hook with 143301 and two 1253a1 ...
270869	18379	" " 270868 with 270874xc and four 1053c ...
270870	18379	" " 270869 with 270872, 270876 and three 1367c ...
270871	18379	" " 270870 with 52237 ...

No.	Plate	Name
270010	18379	Rotating Hook Bobbin ...
52235	18379	" " " Case ...
52236	18379	" " " 52235 with 591f, 1380c and 10394 ...
40393	18379	" " " Hinge, Nos. 2974, 40392 and 125320 ...
270872	18379	" " " Holder (chromium plated) ...
52018	18379	" " " " Position Bracket ...
200077d	18379	" " " " " Screw ...
40392	18379	" " " Latch ...
125320	18379	" " " " Lever ...
2974	18379	" " " " Fulcrum Pin ...
2975	18379	" " " Spring ...
592c	18379	" " " " Stop Screw ...
40394	18379	" " " Tension Spring ...
591f	18379	" " " " " Regulating Screw ...
1380c	18379	" " " " " Screw ...
52237	18379	" " " complete, Nos. 592c, 2975, 40393 and 52236
270873	18379	" " " 52237 with 270872 ...
276041	18476	" " Driving Shaft ...
270032	18476	" " " Ball Bearing ...
276045	18476	" " " Bushing with 276046 ...
276046	18476	" " " Oil Packing (wick) ...
200346c	18476	" " " Set Screw ...
270169	18476	" " " Connection Belt Pulley with 214206 and two 200070c
200070c	18476	" " " Connection Belt Pulley Set Screw
214206	18476	" " " " Spring Flange
276047	18476	" " " Gear (internal mesh) with 200382c and 201220c
201220c	18476	" " " " Position Screw ...
200382c	18476	" " " " Set Screw ...
270036	18476	" " " Oil Lead Wire ...
270038	18480	" " Oil Reservoir Cover ...
270039	18480	" " " " Gasket ...
200044x	18480	" " " " Screw (6) ...
143301	18379	" " " Wick (felt) ...
270876	18379	" " Section ...
1367c	18379	" " " Screw ...
1253a1	18379	" " Set Screw ...
276059	18476	" " Shaft ...
270163	18476	" " " Bushing ...
268258	18476	" " " Oil Packing (wick) ...
200346c	18476	" " " Set Screw ...
270164	18476	" " " End Bearing ...
201245d	18476	" " " " Screw ...
202423	18476	" " " Oil Filter Wick ...

From the library of: The Library of The Needle Company

## PARTS FOR MACHINE No. 451K1

No.	Plate	Name
276061	18476	Rotating Hook Shaft Oil Filter Wick Holder
276062	18476	" " " " " complete, Nos. 202423 and 276061
350498e	18476	" " " " Regulating Screw
270044	18476	" " " " Thrust Washer
276060	18476	" " " " Bushing, complete, Nos. 268258, 270044, 270163, 270164, 276059, 276062, 350498e and two 201215d
270874xc	18379	Rotating Hook Thread Guard
1053e	18379	" " " " Screw
2102	18479	Tension Disc
276048	18478	" " Releaser (adjustable)
200132e	18478	" " Screw
32572	18479	" " Releasing Disc
270086	18479	" " Pin
13710	18479	" " Spring
50304c	18479	" " Stud
52098	18479	" " 50304c with 1560c
50305c	18479	" " Set Screw
276055	18479	" " Thread Guide Pin
1560c	18479	" " Thumb Nut
276049	18479	" " complete, Nos. 13710, 32572, 39652, 52083, 52098, 270086 and two 2102
276050	18479	Thread Cutter
200583h	18479	" " Screw
276051	18479	" " Guide
263118	18478	" " (on Needle Bar Bushing)
350503h	18479	" " Screw
276057	18478	" " Pull-off
200145c	18478	" " Screw (2)
276052	18479	" " Retainer (front)
200397h	18479	" " ( " ) Set Screw
270080	18479	" " (rear)
200366h	18479	" " ( " ) Set Screw
39652	18479	" " Take-up Spring
52083	18479	" " " " Regulator with 50305c
453xc	18479	" " " " Set Screw
52033	2626	Throat Plate (small needle hole), for 52031
691f	2626	" " Screw (2)

## ACCESSORIES

No.	Plate	Name
25878	2627	Cloth Guide
50190	2627	" " Thumb Screw
270010	18379	Rotating Hook Bobbin (2)
270155	18476	" " Oil Reservoir Oil Gauge
120378	2627	Screw Driver (bobbin case)
88 x 1	-	Needles, six, size 16
228478	18311	Drip Pan with four $\frac{3}{4}$ in. wire nails
42361	2627	Machine Hinge Connection (2)
41400	2627	" " Rest Pin (wood)
120342	2627	Oiler (copper plated) with 120343
120343	2627	" " Spout (3 $\frac{1}{2}$ in. long)
85318	2627	Screw Driver
-	-	Tin of Oil ( $\frac{1}{2}$ pint)
240566	-	Wrench (not regularly supplied)

## BOBBIN WINDER

(SWINGING AUTOMATIC, RIGHT HAND)  
FOR "V" BELT DRIVE

No.	Plate	Name
259428	2624	Brake (leather)
259429	2624	" " Clamp
200113f	2624	" " Screw
225453	2624	Frame with 202277 and 259660
225454	2624	" " Hinge Pin
202277	2624	" " Oil Packing (wick)
259660	2624	" " Well Washer
225455	2624	" " Spring
225456	2624	" " Plunger
104211	2624	Pulley with 200380c
200380c	2624	" " Set Screw
225381	2624	Spindle
225444	2624	Stop Latch
200056e	2624	" " Screw
225458	2624	" " Thumb Lever
225459	2624	" " " " Hinge Stud
225459	2624	" " " " Joint Stud
202478	2624	" " Trip Lever
200299h	2624	" " " " Hinge Screw

No.	Plate	Name
225461	2624	Tension Bracket with 201499h ... ..
200082d	2624	" " Screw ... ..
228026	2624	" " " Washer ... ..
2102	2624	" Disc ... ..
13710	2624	" Spring ... ..
201499h	2624	" Stud ... ..
201572h	2624	" " Thumb Nut ... ..
225462	2624	Bobbin Winder Tension Bracket, complete, Nos. 13710, 201572h, 225461 and two 2102 ... ..
259430	2624	Bobbin Winder and Tension Bracket Base ... ..
104212	2624	" " (swinging automatic, right hand), complete, 104211, 200056e, 200082d, 200113f, 200299h, 202478, 225381, 225444, 225453 to 225456, 225458, 225462, 228026, 259428 to 249430, two each 225459 and wood screws $\frac{3}{4}$ in., No. 12 R.H.B.

## KNEE LIFTER

No.	Plate	Name
228713	18311	Rock Lever with two 350231c ... ..
228707	18311	" " Bracket with 200347c and three wood screws $\frac{3}{4}$ in., No. 12
228709	18311	" " Bracket 228707, with 228363, 228367, 228386, 228455 and 228713
228370	18311	" " Extension with 200529c ... ..
350231c	18311	" " " Set Screw ... ..
228363	18311	" " Hinge Pin ... ..
228364	18311	" " Knee Plate with 350231c ... ..
228388	18311	" " " " Arm ... ..
350231c	18311	" " " " " Set Screw ... ..
350231c	18311	" " " " " Set Screw ... ..
228455	18311	" " Position Spring ... ..
228365	18311	" " Rod ... ..
200529c	18311	" " " Set Screw ... ..
228386	18311	" " Spring ... ..
228367	18311	" " Stop Stud ... ..
200347c	18311	" " " " " Set Screw ... ..
228710	18311	Knee Lifter Rock Lever, complete, Nos. 228364, 228365, 228370 and 228388 and 228709 ... ..

(Other Knee Lifter parts are listed with parts of Machine Head)

## THREAD UNWINDER

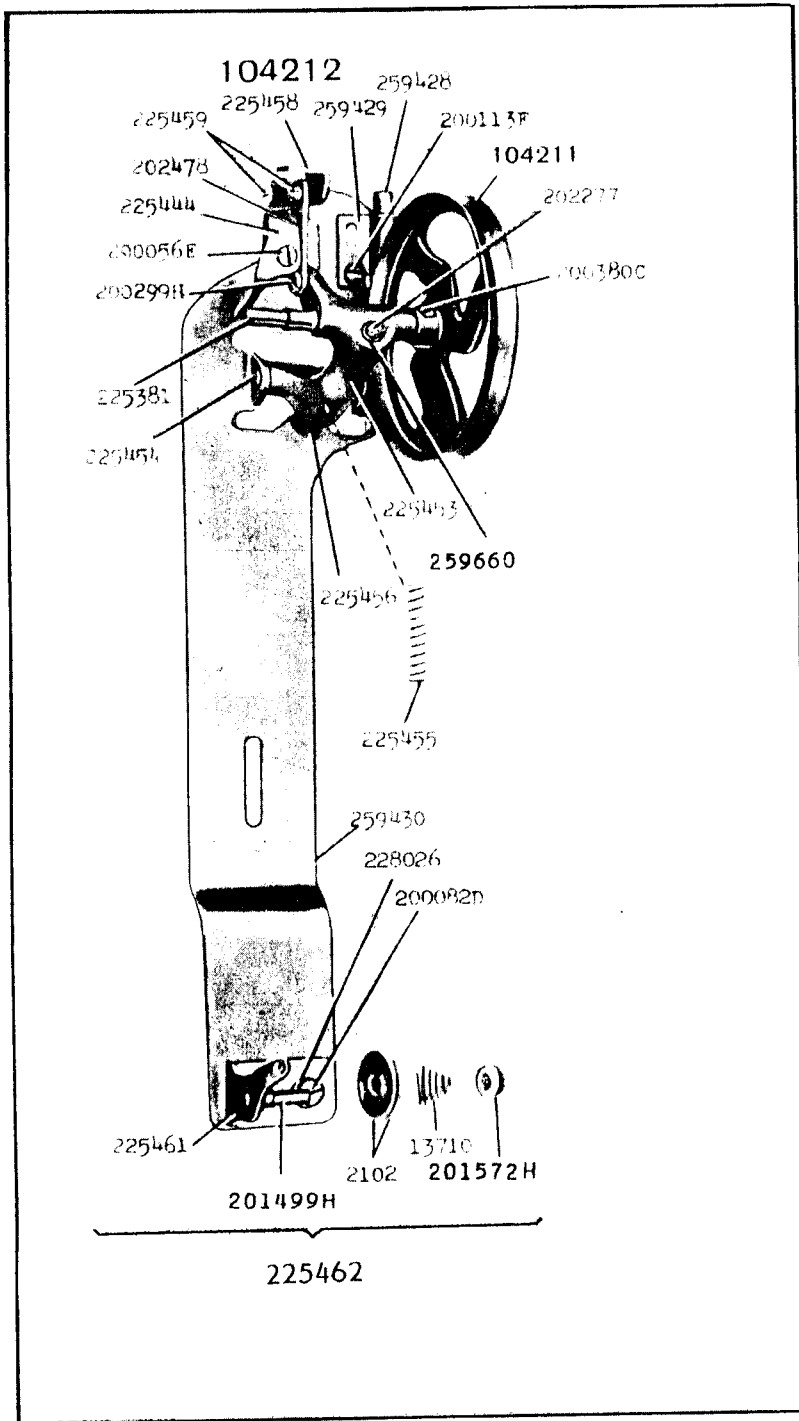
No.	Plate	Name
228692	18362	Spool Pin ... ..
201528h	18362	" " Nut ... ..
228693	18362	" " Washer ... ..
225257	18362	" Rest (for two spools) (flat) with 201018c, two each 201528h, 228692 and 228693 ... ..
150203	18362	Spool Rest Cushion (felt) ... ..
225388	18362	" " Rod ... ..
200383c	18362	" " " Set Screw ... ..
201018c	18362	" " " Set Screw ... ..
259658	18362	" Stand with 200383c ... ..
225391	18362	Thread Guide ... ..
201696h	18362	" " Lock Nut ... ..
225326	18362	" " Position Cup ... ..
225324	18362	" " Rod with 208al and 225322 ... ..
208al	18362	" " " Screw ... ..
225322	18362	" " " Washer ... ..
225258	18362	" Unwinder (for two spools), complete, Nos. 201696h, 225257, 225324, 225326, 225388, 259658, two each 150203, 225391 and three wood screws $\frac{3}{4}$ in., No. 12 ... ..

## MISCELLANEOUS PARTS

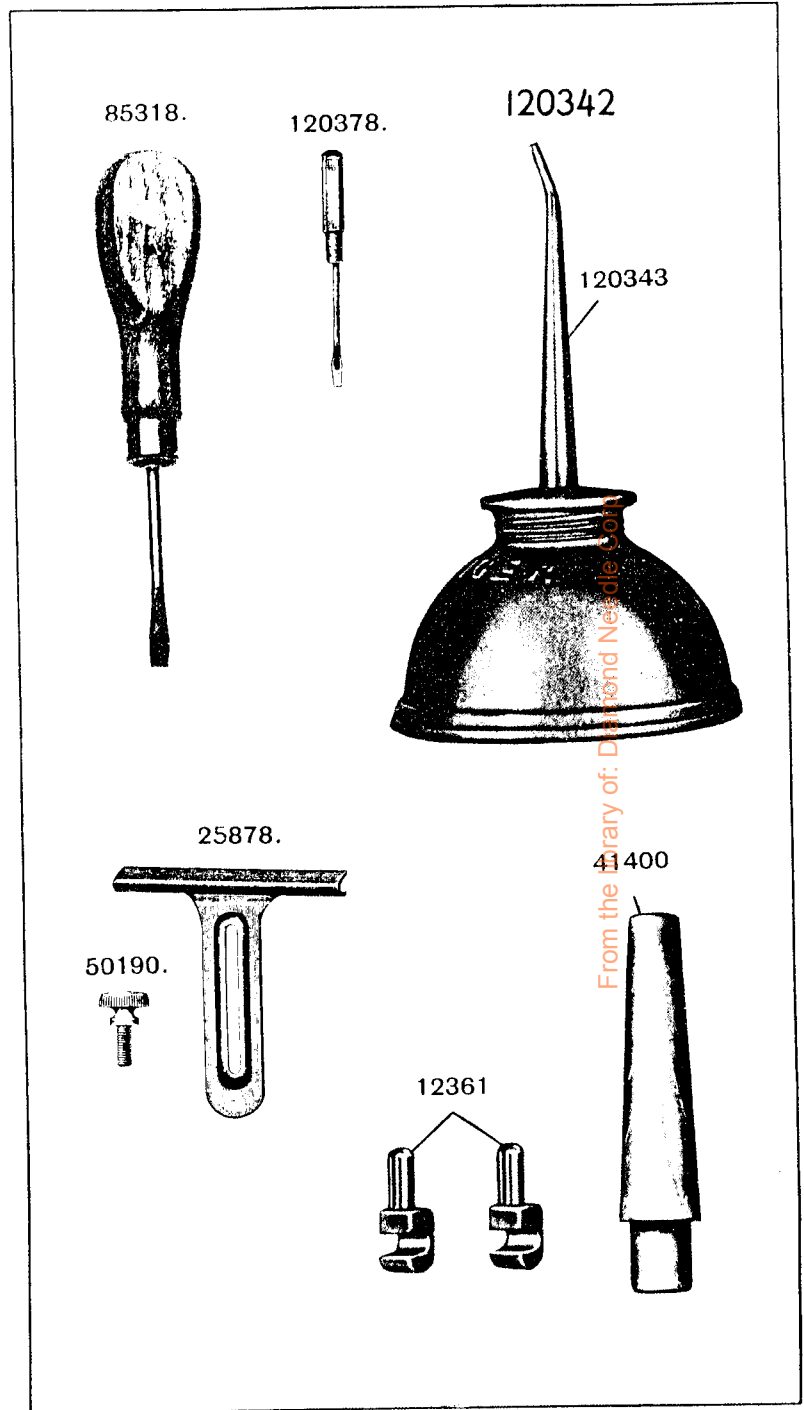
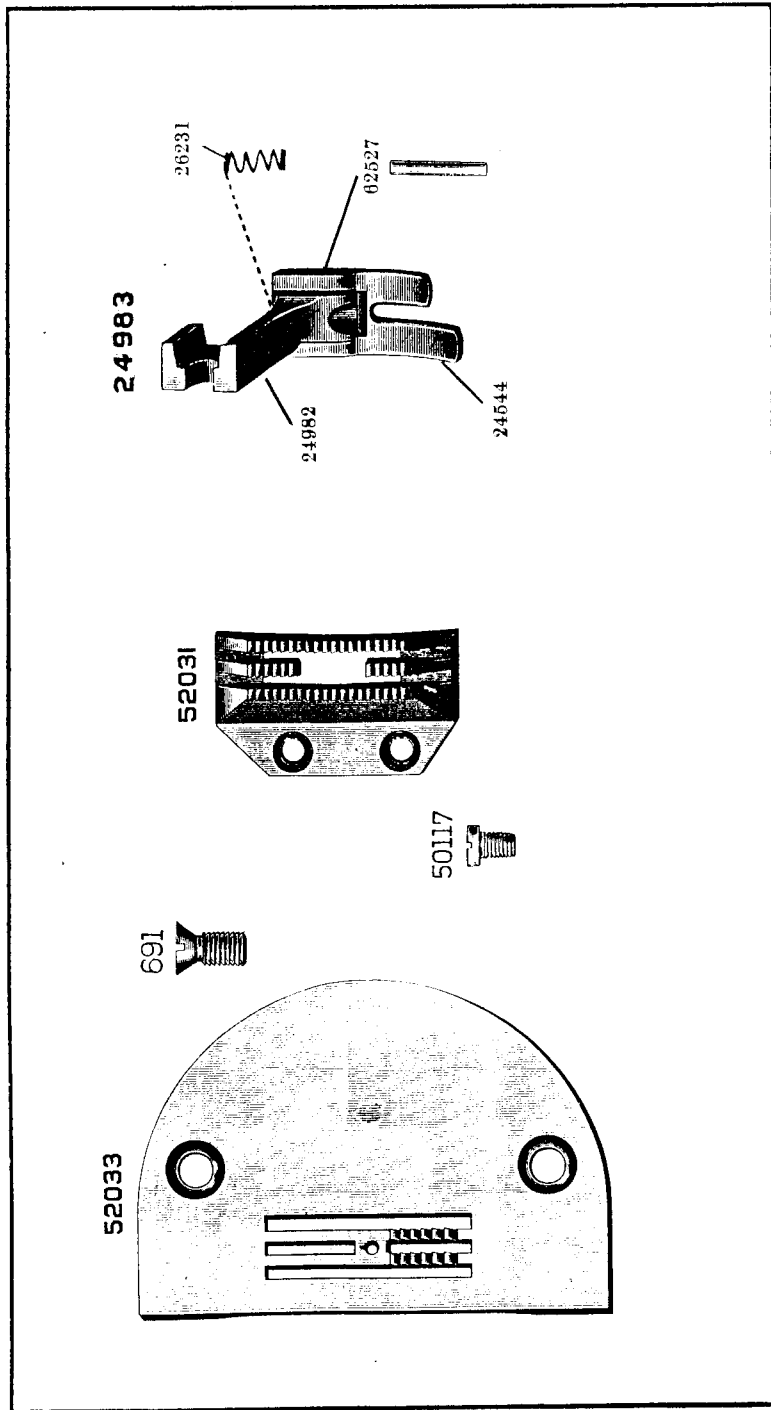
### USED IN CONJUNCTION WITH THREAD UNWINDER

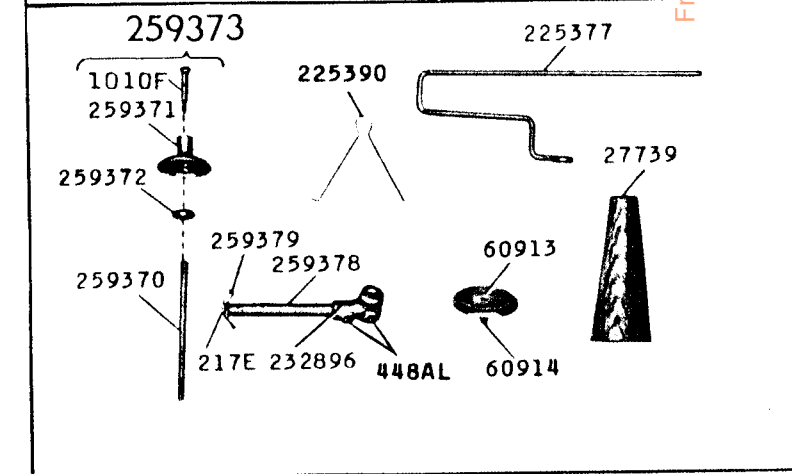
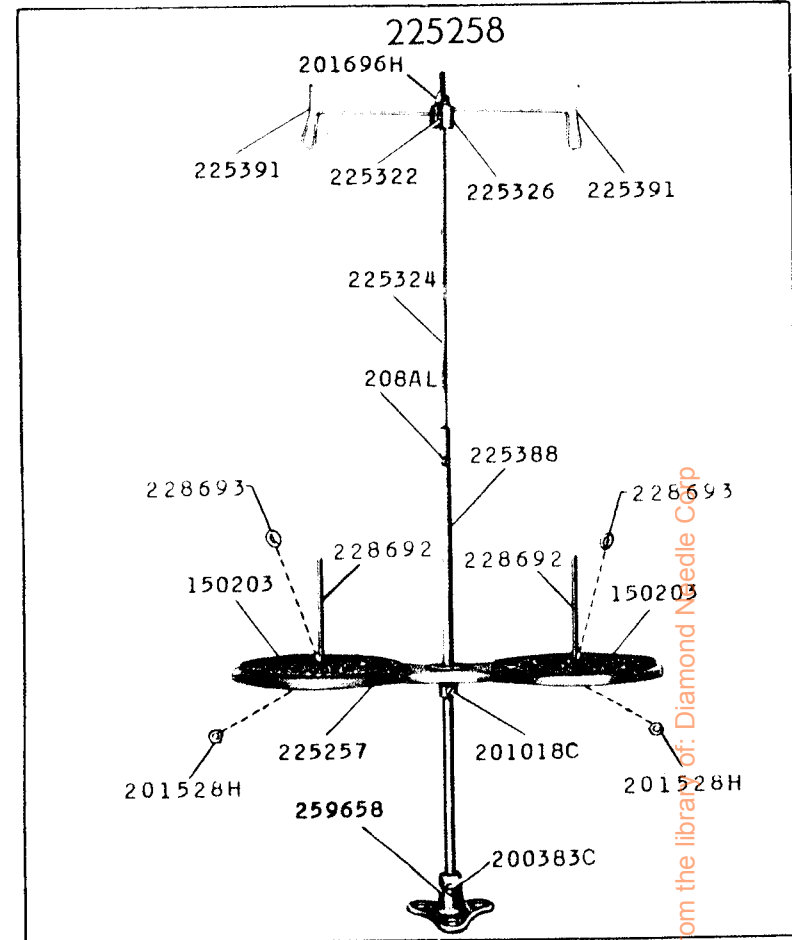
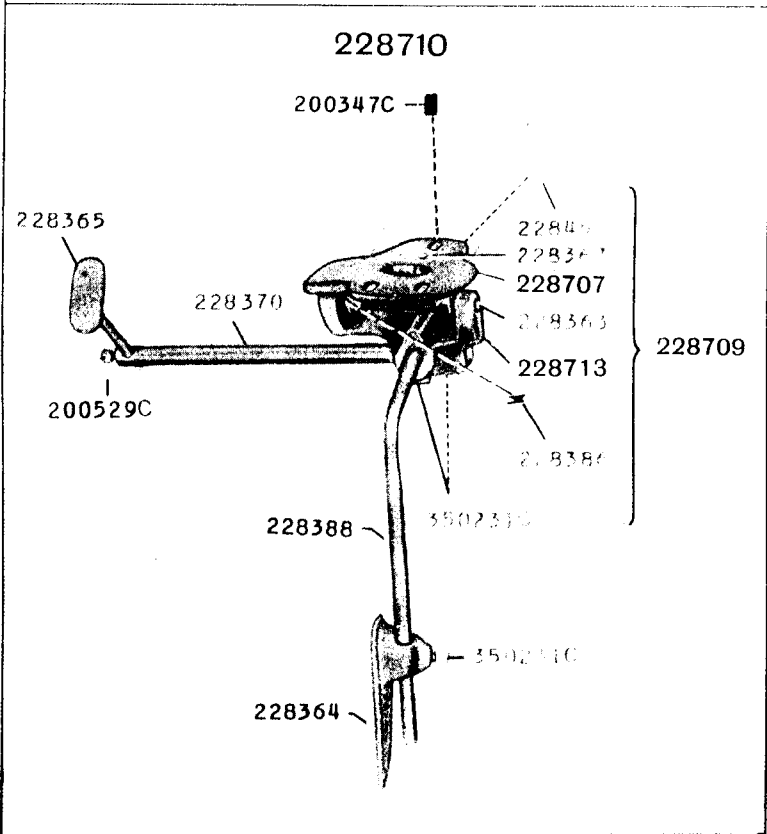
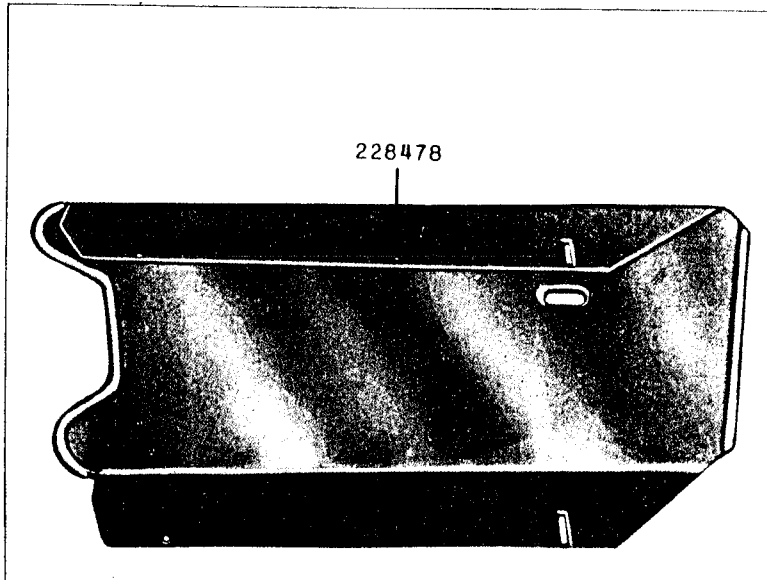
No.	Plate	Name
259370	18362	Spool Pin ... ..
259378	18362	" " Arm with 217e and 259379 ... ..
232896	18362	" " " Bracket with two 448al ... ..
448al	18362	" " " " Set Screw ... ..
448al	18362	" " " " Set Screw ... ..
259371	18362	" " Cap (bakelite) ... ..
1010f	18362	" " " Hinge Screw ... ..
259379	18362	" " Retaining Spring ... ..
217e	18362	" " " " Screw ... ..
259372	18362	" " Washer ... ..
259373	18362	" " complete, Nos. 1010f and 259370 to 259372 ... ..
60913	18362	" Weight with 60914 ... ..
60914	18362	" " Centre Pin ... ..
225377	18362	" Wire, for small spools ... ..
27739	18362	Thread Cone (wood) ... ..
225390	18362	" " Holder ... ..



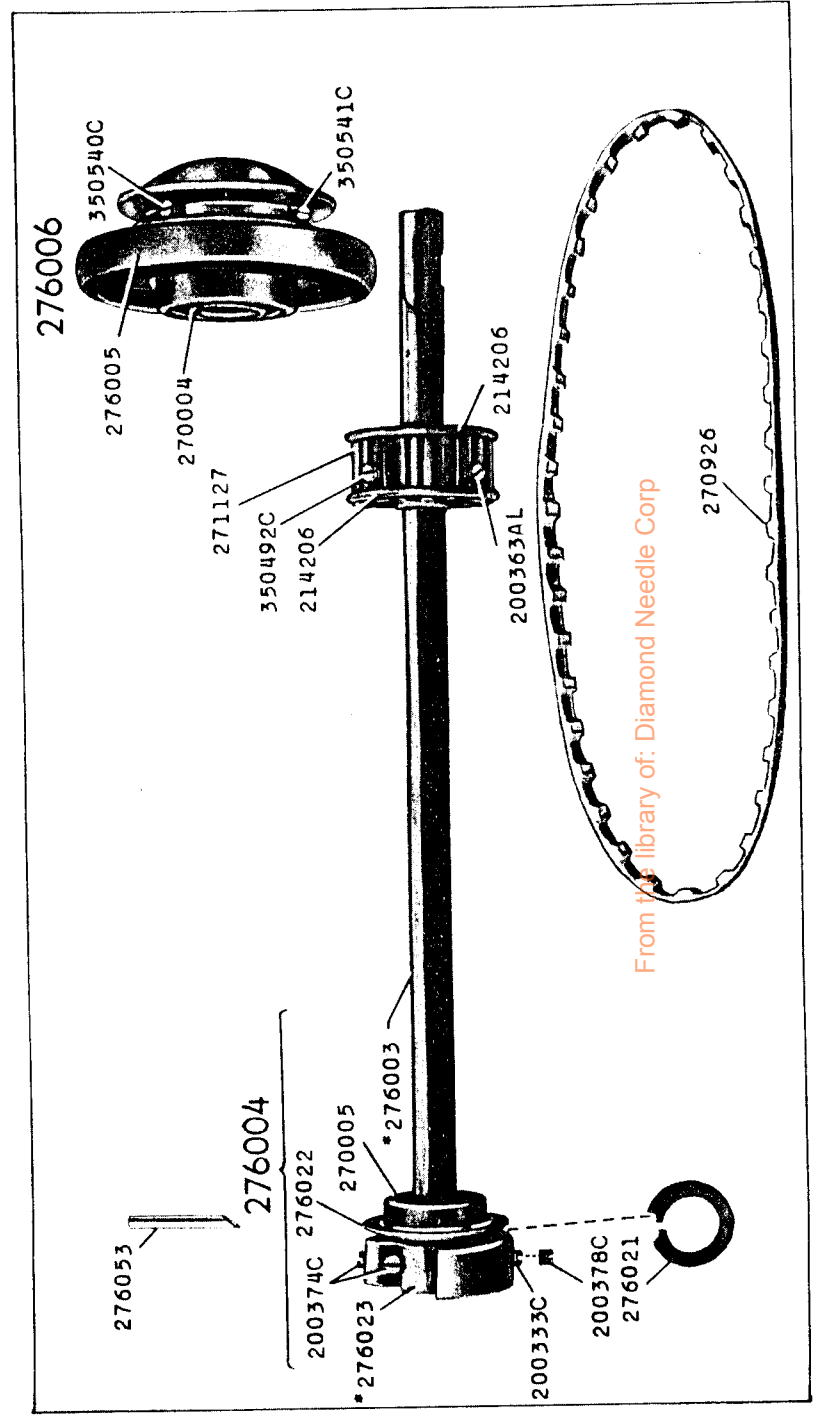
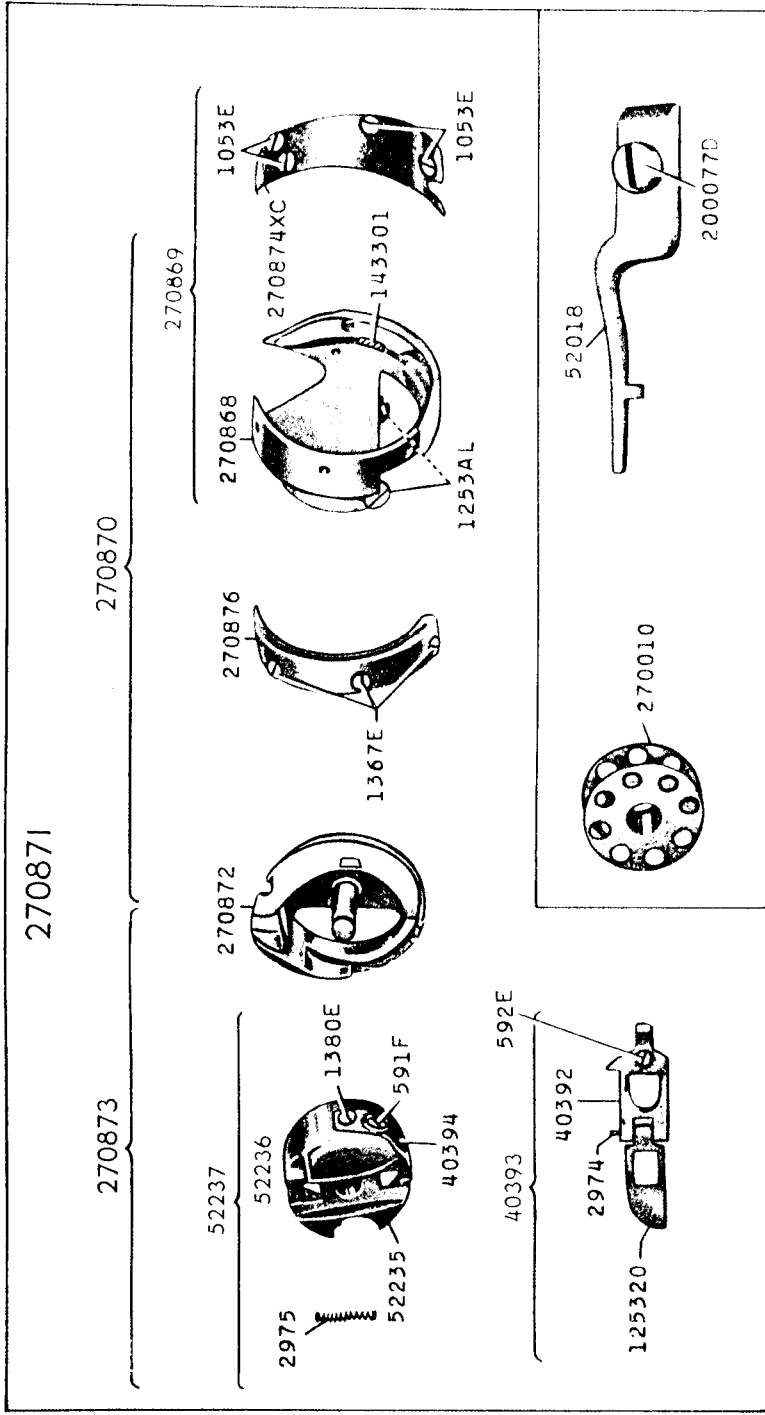


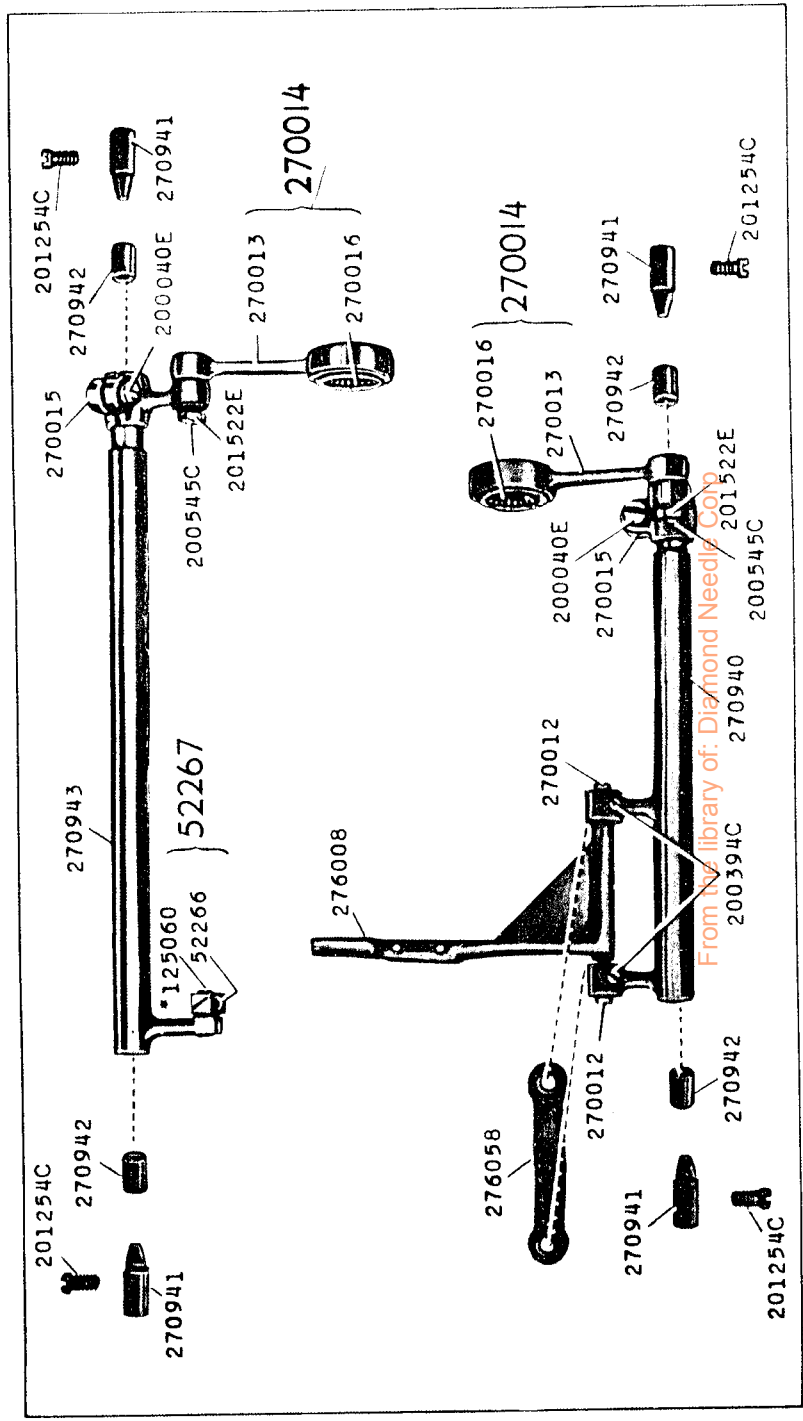
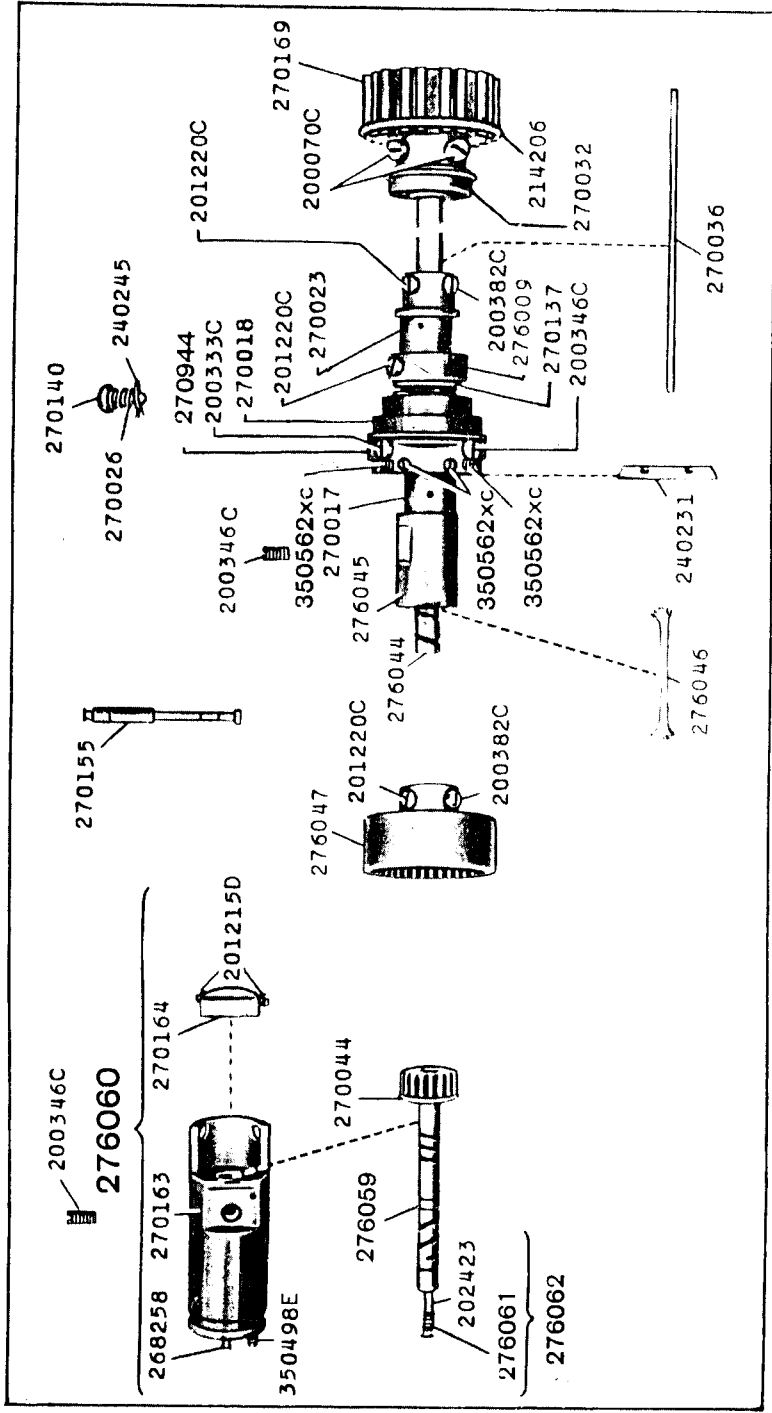
From the library of: Diamond Needle Corp

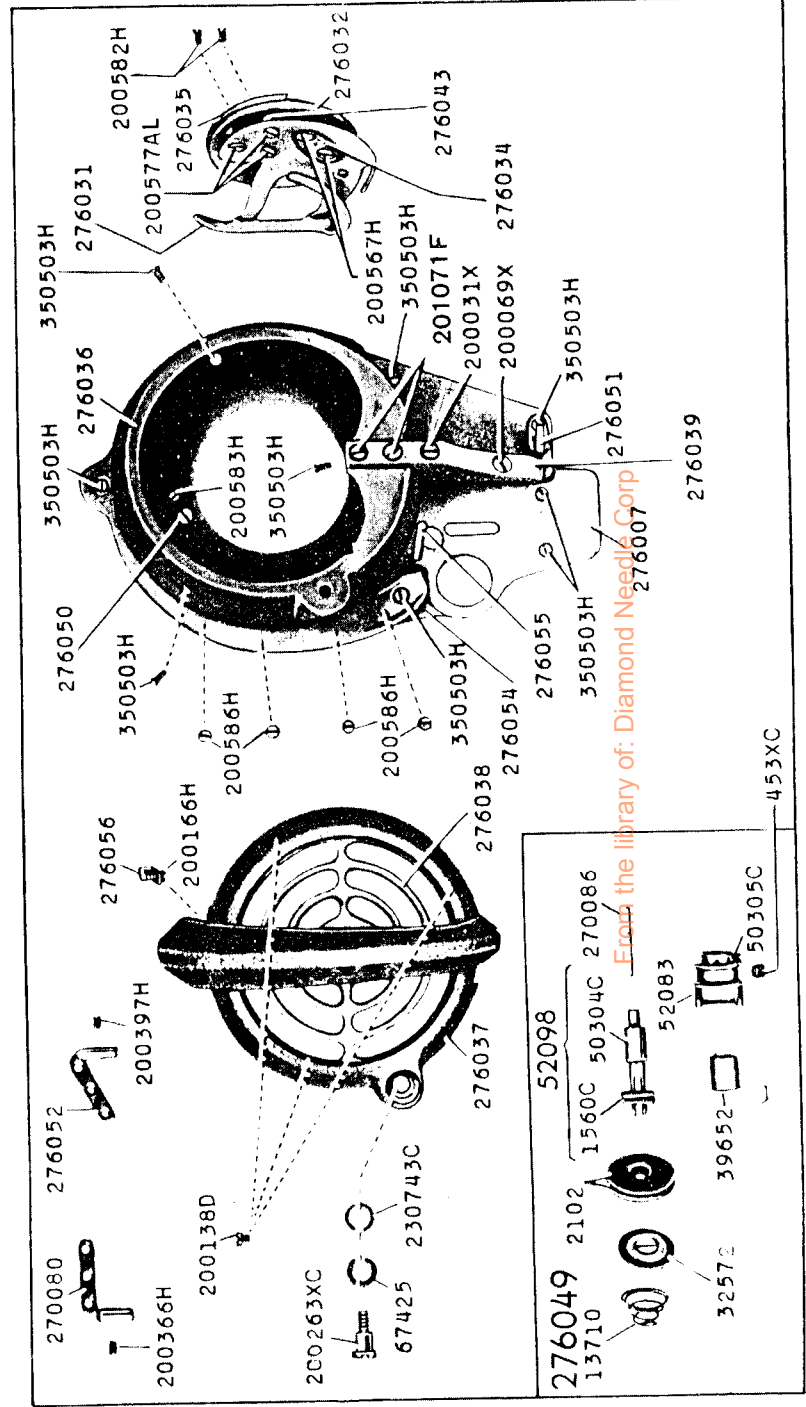
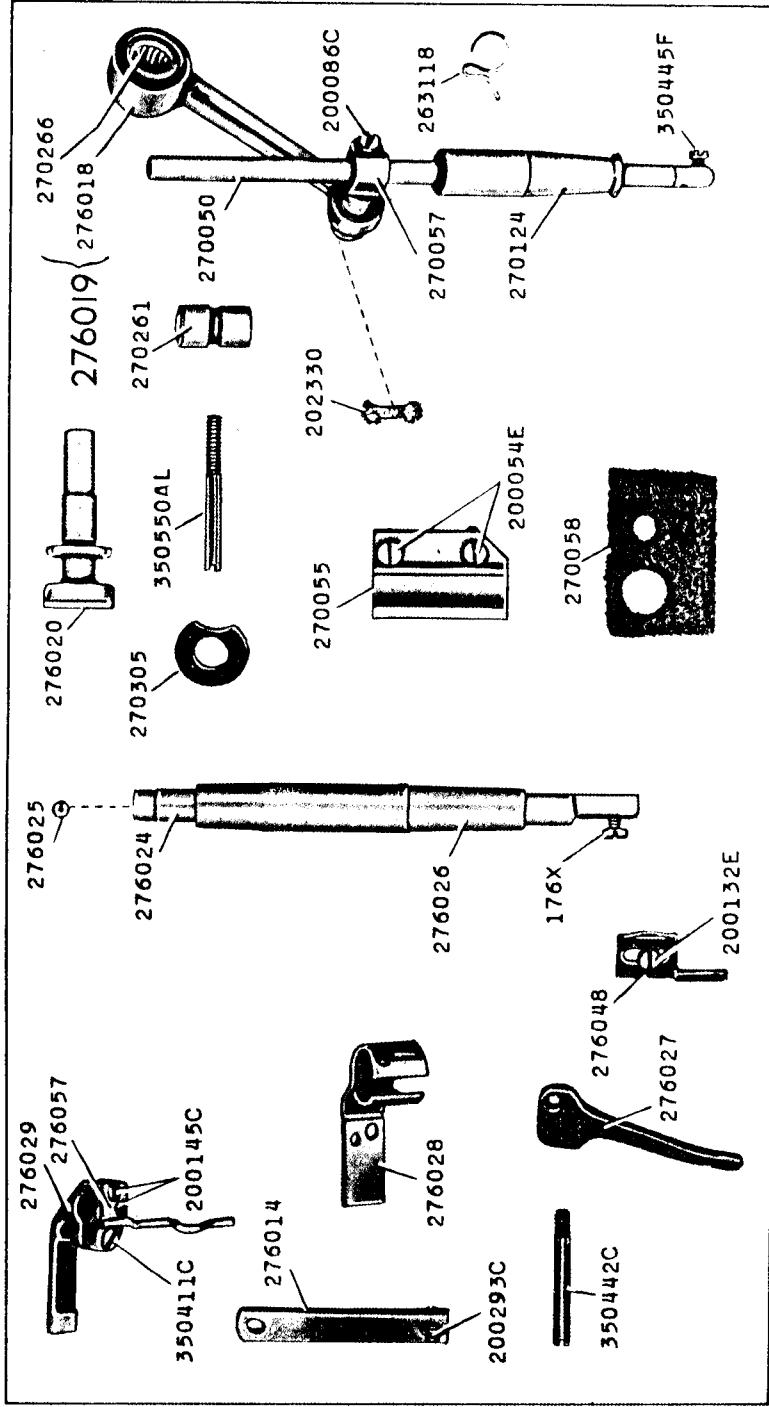




From the library of: Diamond Needle Corp







276049 2102 52098  
 13710 1560C 50304C 270086  
 32572 39652- 52083  
 50305C

